



# Our approach to Phonics

Read, Write Inc. Phonics  
Scheme




**Bladon CE Primary School – Parent workshop**

Are you sitting comfortably?



# DAS GRÜFFELO- KIND



Axel Scheffler · Julia Donaldson



Der Grüffelo sagt zum Grüffelokind:

»Geh nie dort ins Dunkel, wo die Bäume sind!«

»Warum, warum?« – »Dann kommst du nie wieder raus.

Denn dort holt dich die große, böse Maus.

Einst traf ich sie«, seufzt der Grüffelo schwer,

»doch das ist schon lange, lange her.«



»Wie sieht sie denn aus, Papa, sag schon, wie?  
Ist sie ein schreckliches, riesiges Vieh?«



»Mal sehen, ob ich mich erinnern kann.«  
Der Grüffelo strengt sich mächtig an.



»Schrecklich stark ist die große, böse Maus  
und schwingt sie den Schwanz, dann ist es aus.



Ihre Augen können wie Feuer blitzen  
und auf den Barthaaren können Vögel sitzen.«

## AIM:

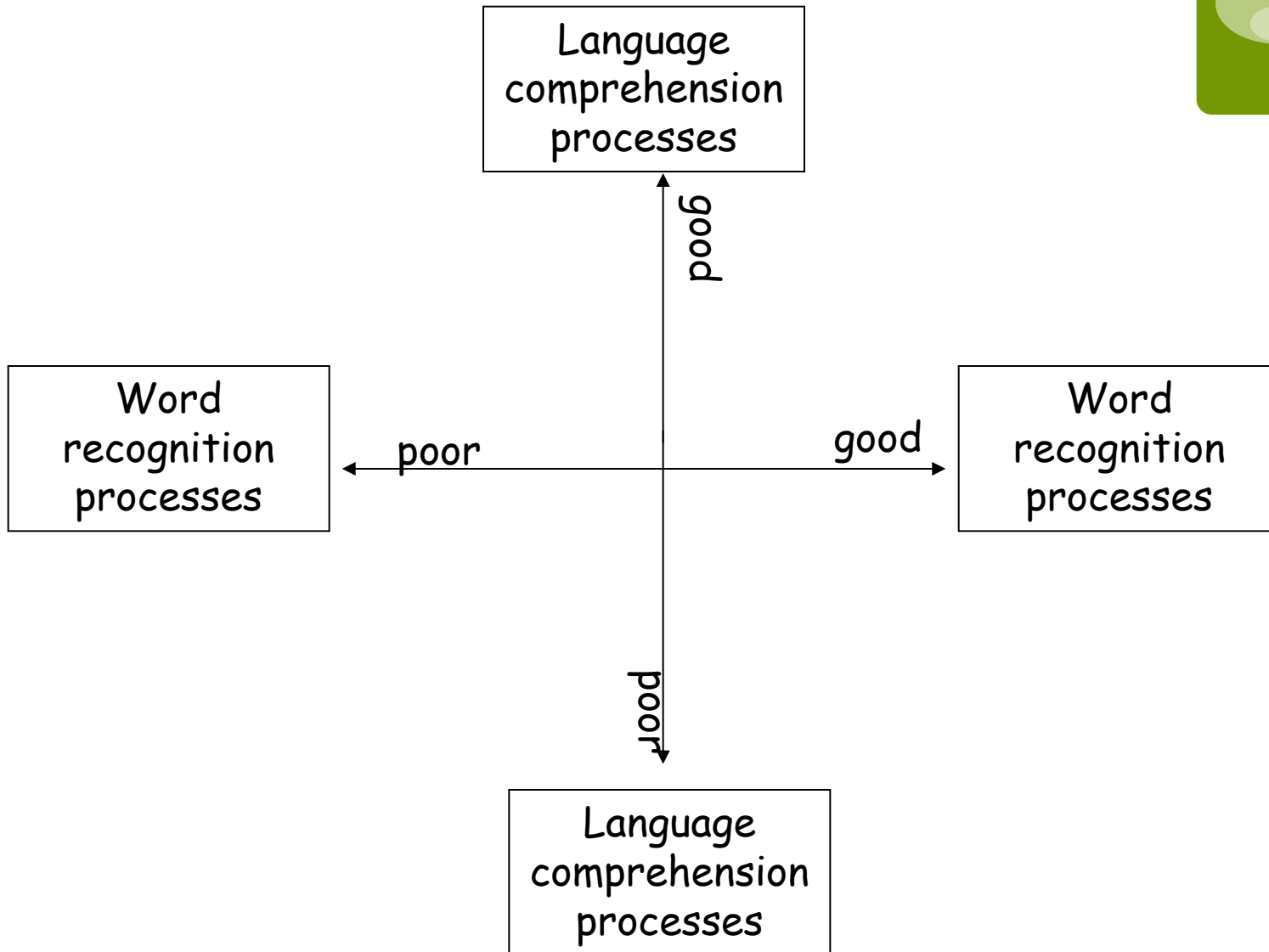
All children to be readers by the end of Key Stage One



## METHOD:

High quality, systematic teaching of phonics – the building blocks of reading

40,000 children will leave primary school with a reading age of below 7 years old



## Read, Write Inc.

- **Read Write Inc.** is an inclusive literacy programme for all children in Foundation Stage to Year 4.



- It is also suitable for children in older year groups who have significant learning difficulties, including specific literacy problems.



# Terminology

Phonics is based on the relationship  
between sounds



**PHONEMES**

and the way that we write them

**GRAPHEMES**

# Speed sound charts

Stretchy

Simple Speed Sounds

Bouncy





Consonant sounds - stretchy											
f	l	m	n	r	s	v	z	sh	th	ng	
										nk	
Consonant sounds - bouncy											
b	c	d	g	h	j	p	qu	t	w	x	y
	k										ch
Vowel sounds - bouncy						Vowel sounds - stretchy					
a	e	i	o	u	ay	ee	igh	ow			
Vowel sounds - stretchy											
oo	oo	ar	or	air	ir	ou	oy				

# What is high quality phonics work?

- Correspondences between phonemes and graphemes
- Taught in a clearly defined sequence
- Oral blending - reading
- Segmentation – writing
- ‘Sound Talk’ or ‘Fred Talk’
- Pure sounds



My turn your turn



Fingers in the air!



m

# Fred talk



# Green words and red words



at ..	mad . . .
sad .. .	dad . . .
sat .. .	mat . . .

I	the _ .
you . _	your . _
said . _ .	was . . .

## How can you help?



- Be aware of the sounds we are learning each week
- Praise the children if they spot a sound e.g. My name begins with mmmmmm
- Build onto their learning by giving examples of other words that have that sound
- Use the world around them to hunt for sounds or practice some Fred Talk





- Handwriting - Smaller sets of these cards are available to support children at home. You can buy Set 1 cards this evening!



Around the apple and down the leaf



## Key Stage one Phonics screening

The Phonics Screening Check (otherwise known as the Phonics Screening Test or simply Phonics Test) is a short assessment given to children as part of the National Curriculum.

The test seeks to check whether children have learned to decode words using phonics to a required level.

The Phonics Test is compulsory in all state schools (including academies and Free schools) and is given to pupils at the end of Year 1.

Practice sheet: Real words

in

at

beg

sum



Practice sheet: Pseudo words


ot



vap



osk



ect

