

Take One Picture: Beach Scene by Edgar Degas – Year 1/2 Homework Grid







Choose your homework from the challenge box below:

The Challenge-ometer suggests the difficulty or challenge the homework may offer. Every term you should attempt **at least one 'EXTRA HOT'** task!

Each week, during this term, you must complete one piece of homework from the grid below. Your homework must be neatly presented and show the effort you have put into your personal learning. You may use ICT if you prefer. We are expecting to see high quality homework that is full of interesting content and shows creativity. Remember, when you are writing, you must include all those elements that are required to make your writing successful.

Boost your DOJO points: 1 point for extra mild, 2 for mild, 3 for medium, 4 for hot or why not go for off the scale and receive 5 dojo points for extra hot?



<p>Use your research skills to gather and display information about Edgar Degas. You can present it any way you like.</p>	 <p>Write a story about your own or an imaginary journey to the seaside</p>	 <p>Make your own model of a famous landmark in France.</p>
<p>Paint your own version of the beach scene by Edgar Degas using paper that has been cut up into three sections. Stick them back together when you have finished, just like Degas when he mounted his painting onto a canvas, he used three different parts.</p>	<p>Find another painting by Edgar Degas. Describe what the painting is showing? What is the theme? Why did he paint it? Compare it to the beach scene.</p>	<p>With an adult, make some popular French food. Take photos or draw a picture.</p> 
 <p>Create a fact file about the geography of France.</p>	<p>Find a map of the UK online and pinpoint coastal areas that you have visited, stating how you travelled there.</p>	<p>Annotate the beach scene painting by Edgar Degas with conversation that the different groups of people could be saying.</p> 
<p>Recreate a beach outfit by dressing up in clothes they used to wear to the beach during 1800-1900. Take a picture and annotate what you are wearing. Remember people had to carefully cover up, sunbathing and tanning was not fashionable at the time!</p>	<p>Research the history of the development of the railway.</p> 	<p>Try some BBC Bitesize Fraction games https://www.bbc.co.uk/education/topics/z3rbq82</p>
<p>Find pictures of your favourite seaside destinations.</p>	<p>Using pictures, retell the story of Rapunzel.</p>	<p>Learn 10 French words and write them down with the English translation.</p>